

**HIFONICS®**  
**C A R A U D I O**  
**POWER FROM THE GODS**

**ZEUS**  
**SUBWOOFERS**

**ZW12D4**

# H I F N I C S

## ZEUS SERIES CAR AUDIO SUBWOOFERS

Congratulations on your purchase of the new Hifonics ZEUS Series subwoofer system. The ZW12D4 subwoofer brings big bass at an affordable price!

- 12" Round Subwoofer
- Rigid Polypropylene Cone & Dust Cap
- Blue Foam Surround
- Blue Nomex Spider
- Stamp Steel Frame
- 1.5" High Temp Voice Coil
- DVC 4-Ohm
- Spade Style Speaker Terminals
- 27 oz Vented Motor
- Protective Rubber Magnet Wrap
- Operates In Sealed & Ported Enclosures

As with all high quality car audio products, we recommend professional installation by an authorized Hifonics dealer. Your dealers knowledge and experience can ensure a problem free and cosmetically integrated installation. If you choose to install the subwoofers yourself, please read the entire manual very carefully.

For product videos and great tutorials, check out  
[www.youtube.com/maxxsonicsusainc](http://www.youtube.com/maxxsonicsusainc)

# **SUBWOOFER INSTALLATION DIRECTIONS**

## **Enclosure Materials**

Typically, 5/8" or 3/4" MDF (Medium Density Fiber Board) is best for most applications. 3/4" MDF is recommended.

## **Enclosure Build Materials**

Connecting joints need to be glued and screwed to ensure no air escapes and joints do not separate under high pressure. Mitered and rabbit joints also help to ensure the enclosure joints are secure.

## **Bracing**

Internal bracing is also recommended to prevent flexing and to strengthen the enclosure.

Note: The volume taken up by the bracing should be added to the total enclosure interior volume.

There are two common bracing methods.

1. Corner Bracing: These help prevent the connection joints from separating under heavy vibration and air pressure.

Use 1" x 1" MDF at all interior joints

2. Diagonal Bracing: These internal braces connect the top side to the bottom side as well front side to back side. This prevents the wood from bowing or pushing outwards.

Use 1" x 2" with 1" surface contact that is glued and screwed.

## HIFONICS ZEUS SERIES SUBWOOFERS

Parameters	ZW12D4	
Wiring	Series	Coils
NomZ	8.172	Ohm
Sd	0.0499	sqM
Revc	6.81	Ohm
BL	9.88	TxM
Vas	108.3	Liter
Cms	306.4	uM/N
Mms	112.5	Grams
Fs	27.14	Hz
Qms	5.9	
Qes	1.34	
Qts	1.09	
no	0.156	%
SPL@1W	83.95	dB
Xmax	6.7	mm
Rms	300	Watts
Maxx	600	Watts

### CLOSED BOX DESIGNS (SEALED)

Standard		
Box Volume	1	Cubic Feet
Qtc	2.207	
F3	41	Hz

### VENTED BOX DESIGNS (ROUND PORT)

Standard		
Box Volume	1.5	Cubic Feet
Fb	40	Hz
Port Size (inside diameter)	3	Inches
Port Length	6.25	Inches
F3	39	Hz

### FEATURES ARE SUBJECT TO CHANGE WITHOUT NOTICE

NOTE: All above box volumes are internal values and already include subwoofer and port displacement.  
The F3 value represents the -3db cut off of the enclosure in Hz.

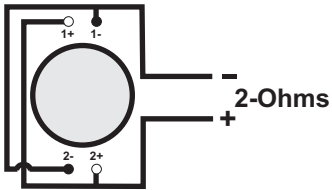
Polyfill may be added to sealed enclosures to reach the desired Q-Value.

## Glossary of Terms

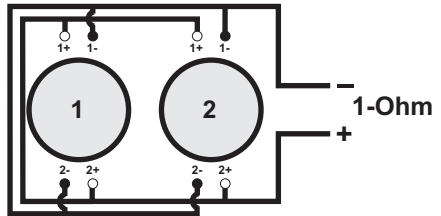
- Q The energy losses of relative damping (ratio of stored to dissipated energy or ratio of reactive to resistive energy).
- F<sub>s</sub> Free air resonance of driver in Hz.
- Q<sub>ms</sub> Mechanical Q.
- V<sub>as</sub> Volume of air equivalent to driver from the rest position.
- C<sub>ms</sub> Mechanical compliance of a loud speaker piston.
- M<sub>ms</sub> Moving mass of total loud speaker piston assembly.
- X<sub>max</sub> The maximum linear excursion of a loud speaker.
- S<sub>d</sub> Surface area of the cone.
- D<sub>ia</sub> The piston diameter of a loud speaker.
- Q<sub>es</sub> Electrical Q of a system.
- R<sub>e</sub> DC resistance.
- L<sub>e</sub> VC inductance.
- P<sub>e</sub> Maximum input power.
- Q<sub>ts</sub> Total Q of the system.
- Sens Sensitivity. An efficiency measurement in dB's.
- V<sub>c</sub> Volume of a closed or sealed enclosure
- V<sub>b</sub> Volume of a vented enclosure.
- F<sub>c</sub> The resonant frequency of a closed or sealed system
- F<sub>b</sub> The resonant frequency of a vented system
- F<sub>3</sub> The half-power (-3dB) frequency of a loud speaker enclosure
- Q<sub>tc</sub> The Q of a loud speaker at F<sub>c</sub> in a closed box, considering both it's electrical and mechanical resistance.
- Q<sub>L</sub> The Q of a vented box, resulting from all box losses.
- D<sub>V</sub> Diameter of vent.
- L<sub>V</sub> Length of vent.
- H Height.
- W Width.
- D Depth

# DVC 4-Ohm Coil Wiring

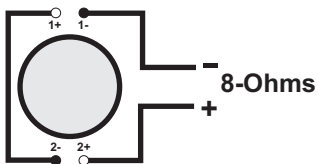
**PARALLEL COILS**



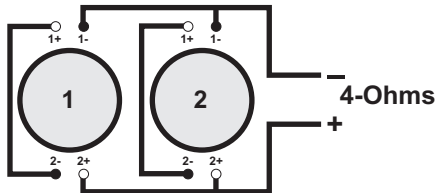
**PARALLEL COILS / PARALLEL SUBS**



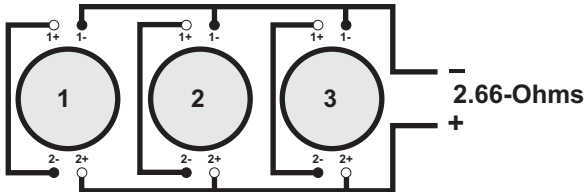
**SERIES COILS**



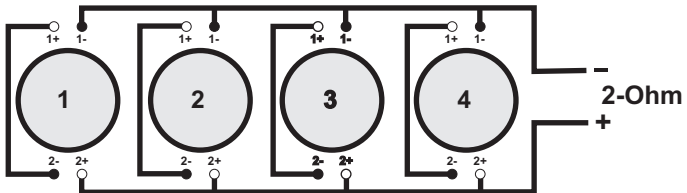
**SERIES COILS / PARALLEL SUBS**



**SERIES COILS / PARALLEL SUBS**

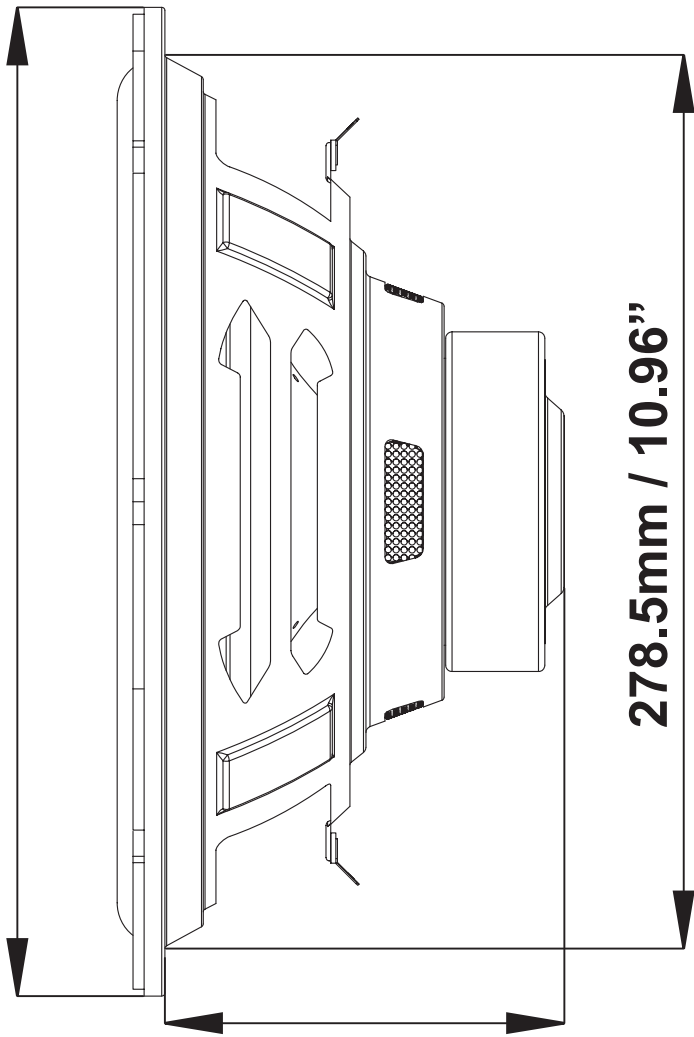


**SERIES COILS / PARALLEL SUBS**



# Subwoofer Dimensions

310mm / 12.2"



278.5mm / 10.96"

125mm / 4.92"

## Maxxsonics Limited Warranty

As the manufacturer of Maxxsonics, MB Quart, Autotek, Crunch, Hifonics and MAXXLINK car audio products, Maxxsonics USA Inc. Warrants to the original consumer purchaser the product to be free from defects in material and workmanship for one (1) Year from date of purchase.

All other parts and accessories of the system are warranted to be free from defects in material and workmanship for one (1) year from date of purchase. Maxxsonics will repair or replace at it's option and free of charge during the warranty period, any system component that proves defective in materials and workmanship under normal installation, use and service provided that the product is returned to the authorized Maxxsonics dealer from where it was purchased. A photo copy of the original receipt must accompany the product being returned.

Valid purchase receipts will contain the name and address of the authorized reseller.

Any damage to the product as a result of misuse, abuse, accident, incorrect wiring, improper installation, alteration of date code or bar code labels, revolution, natural disaster, or any sneaky stuff because someone messed up, repair or alteration out side of our factory or authorized service centers and any thing else you have done that you should not have done is not covered.

This warranty is limited to defective parts and specifically excludes any incidental or consequential damages connected therewith. This warranty is not to be construed as an insurance policy.

Warranty on installation labor, removal, re-installation and freight charges are not the responsibility of Maxxsonics USA Inc.

Warranty products damaged as a result of insufficient or improper packing materials are not covered by this limited warranty and such damaged product will be returned "as is" at the expense of the owner.



**MAXXSONICS**  
Designed and Engineered in the USA  
[www.maxxsonics.com](http://www.maxxsonics.com)





**MAXXSONICS®**

**MBQUARTI®**

**autOTEK®**

**HIFONDICS®**

**CRUNCH®**



**MAXXLINK**

**WWW.MAXXSONICS.COM**